

CSCI 3327 Visual Basic (Fall 2011)

Assignment #7

Instructor: Dr. Xiang Lian
Due Date: See the course website

Write a program with a graphical interface for your last assignment, **Assignment #6**.

Please submit:

1. Program listing; and
2. The screen captures (see the Appendix).

- Your program should begin with a comment section that would include the following:

PROGRAMMERS NAME: _____

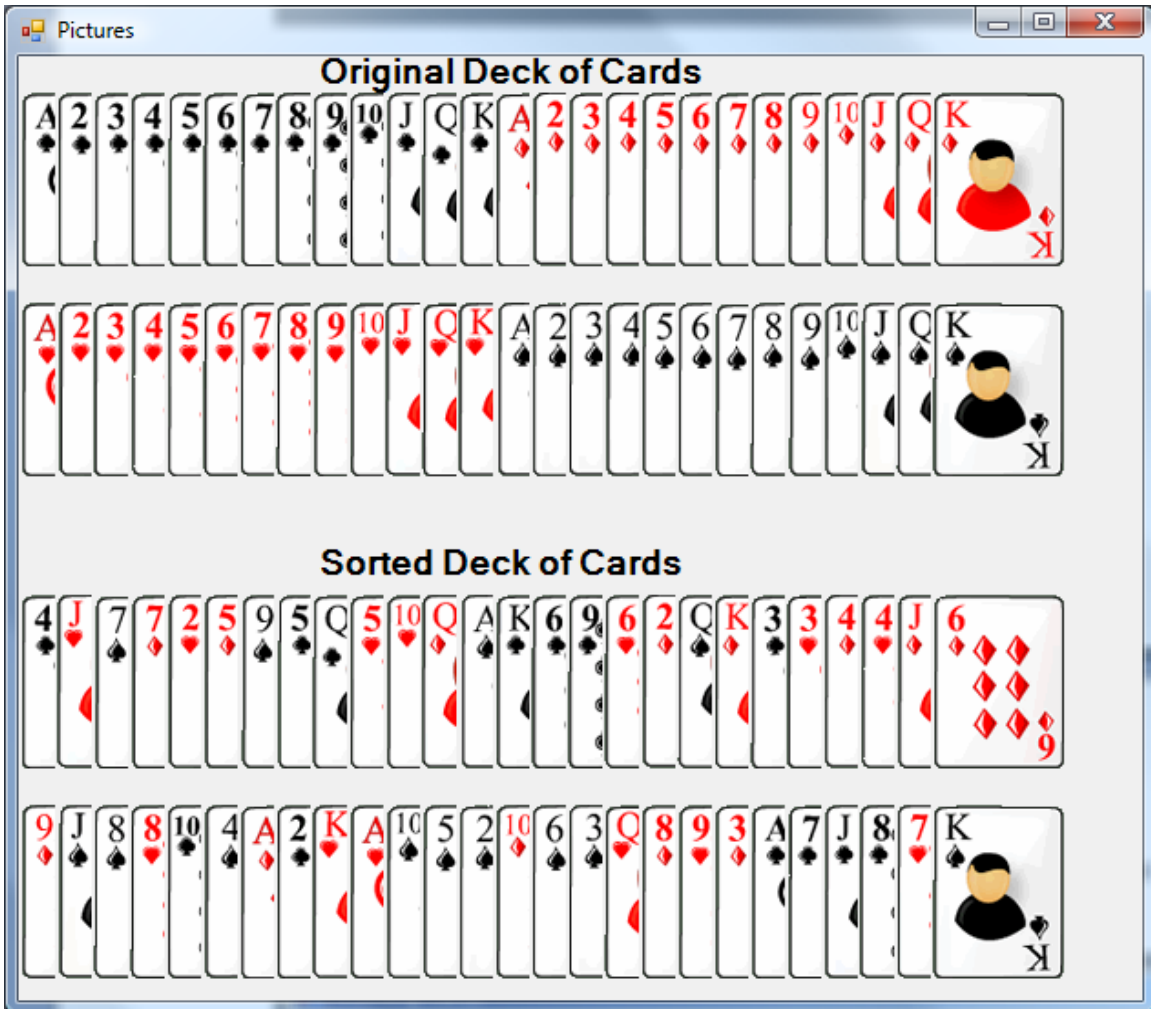
STUDENT ID: _____

CLASS: _____ ASSIGNMENT #: _____

DATE DUE: _____ DATE TURNED IN: _____

- **Note:** Please send the files you created to [Blackboard](#).

- **Appendix: Examples of Screen Captures**



Show Hands

Arrange Cards


Player 1 CJ C6 S9 S7 C10 SJ HJ H3 H7 C5 D4 C9 HK


Player 2 D3 D5 SA C7 H5 D6 D10 D7 HQ S10 HA C3 S2


Player 3 DJ D2 S3 DQ H6 S4 SQ D8 CA H9 DK SK DA


Player 4 C4 H8 C8 H4 S8 CK CQ D9 C2 H10 S5 S6 H2

Play Again

Player 1


Player 2


Player 3


Player 4


Arranged cards:

The screenshot shows a software window titled "Show Hands" with a standard Windows title bar (minimize, maximize, close). Inside the window, there is a button labeled "Arrange Cards" at the top center. Below it, four rows represent the cards for "Player 1", "Player 2", "Player 3", and "Player 4". Each row contains a list of card identifiers: Player 1 (C5 C6 C9 C10 CJ D4 H3 H7 HJ HK S7 S9 SJ), Player 2 (C3 C7 D3 D5 D6 D7 D10 HA H5 HQ SA S2 S10), Player 3 (CA DA D2 D8 DJ DQ DK H6 H9 S3 S4 SQ SK), and Player 4 (C2 C4 C8 CQ CK D9 H2 H4 H8 H10 S5 S6 S8). Below the text lists is a "Play Again" button. Underneath the button, the cards are displayed as a grid of 12 columns and 4 rows. Each column contains one card from each player's hand. The cards are: Column 1: 5♠, 3♠, A♠, 2♠; Column 2: 6♠, 7♠, A♦, 4♠; Column 3: 9♠, 3♦, 2♦, 8♠; Column 4: 10♠, 5♦, 8♦, Q♠; Column 5: J♠, 7♦, J♦, K♠; Column 6: 4♦, 6♦, Q♦, 9♦; Column 7: 3♦, 8♦, K♦, 2♦; Column 8: 7♦, 10♦, 6♦, 4♦; Column 9: J♦, A♥, 9♥, 8♥; Column 10: K♥, 5♥, 3♠, 10♥; Column 11: 7♠, A♠, 4♠, 5♠; Column 12: 9♠, 10♠, K♠, 8♠. Each card is shown with its rank and suit, and the bottom right corner of each card features a small avatar of a player.