


Nomograph, Wire Gauge, Metric




Pressure-Temperature Nomograph

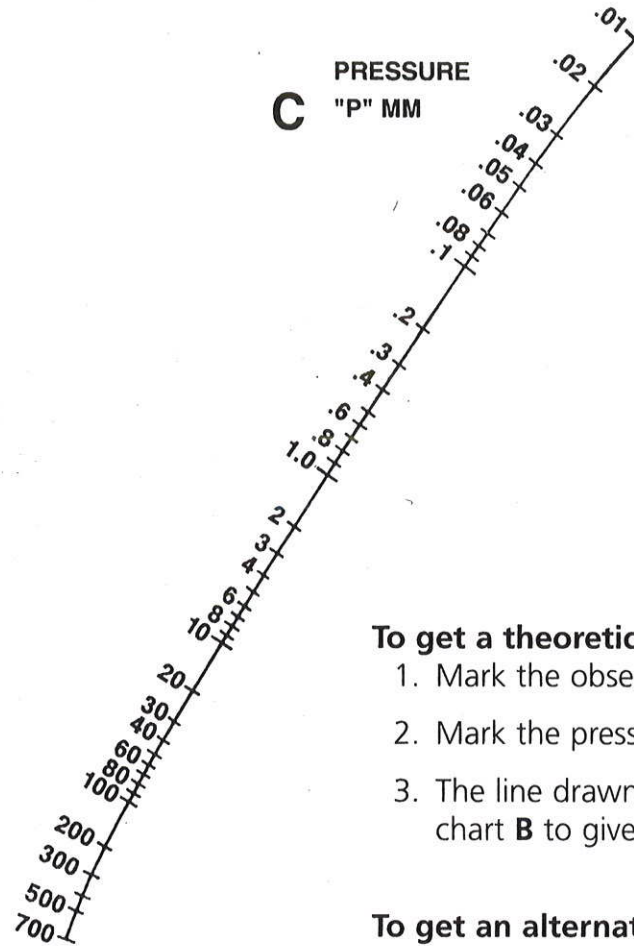
A OBSERVED
BOILING POINT
AT P. MM



B BOILING POINT
CORRECTED
TO 760 MM



C PRESSURE
"P" MM



To get a theoretical bp @ 760 mm:

1. Mark the observed boiling point on chart **A**.
2. Mark the pressure on chart **C**.
3. The line drawn from point **A** to **C** intersects chart **B** to give the theoretical bp at 760 mm.

To get an alternative bp/pressure:

4. Line up point **B** figured in step 3 with another pressure (chart **C**).
5. Extend the line **BC** through chart **A** to approximate the corresponding bp.